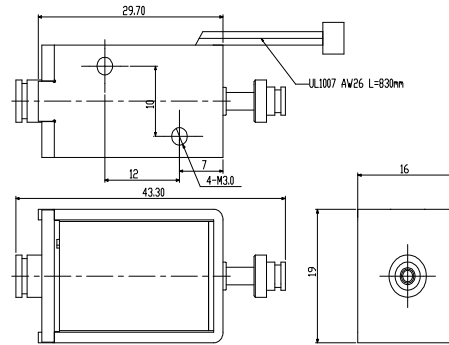




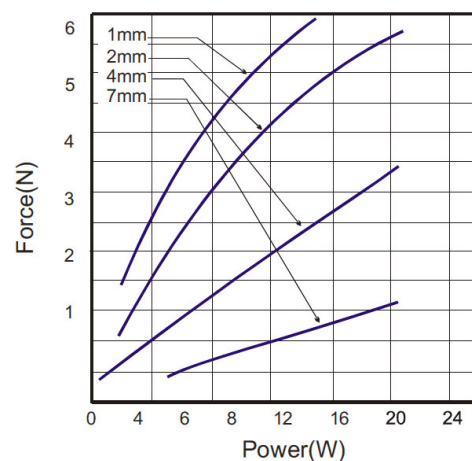
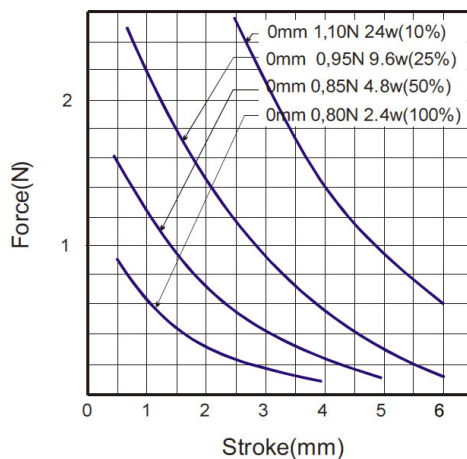
APPLICATION

DIMENSION



STROKE / FORCE

POWER / FORCE



COIL DATA

	100%	50%	25%	10%	
Duty cycle% = on time / (on time + off time)*100%	100%	50%	25%	10%	
MAX. "ON" time in seconds	∞	55	19	3	
Watts at 20°C	2.4	4.8	9.6	24	
Ampere-Turns at 20°C	432	615	864	1368	
Type no.	(Ω) Resistance (20°C)	Volts DC			
6V	15	6	8.5	12	19
12V	60	12	17	24	38
24V	240	24	34	48	76
48V	960	48	68	96	152